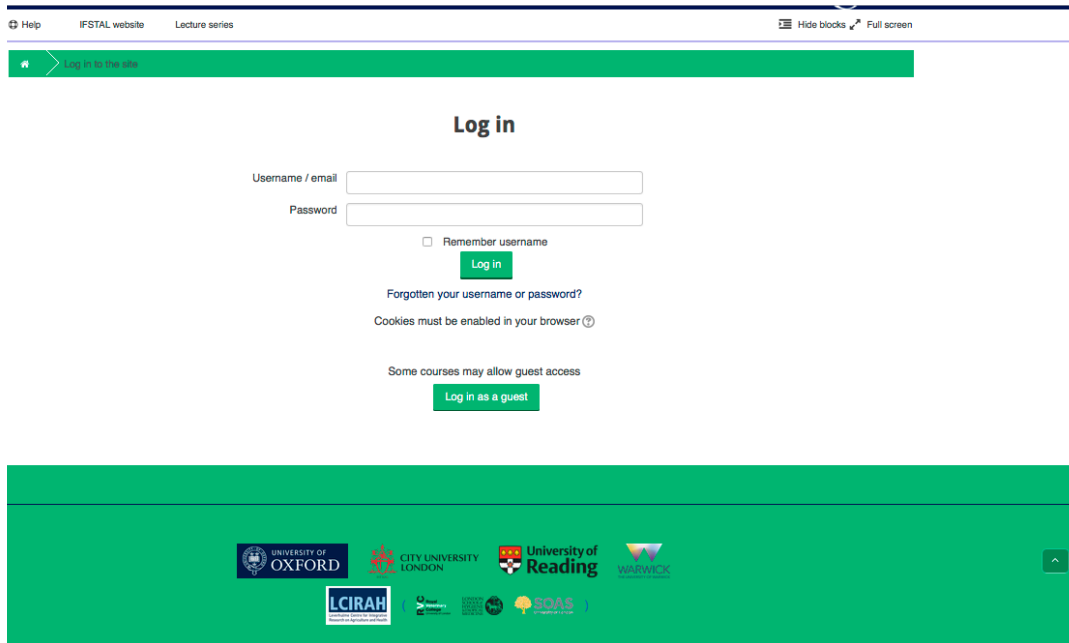


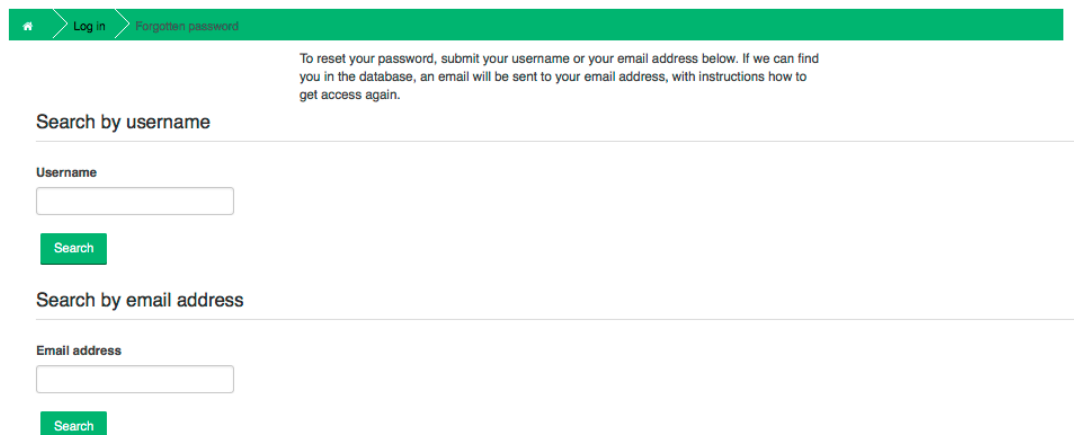
Logging into IFSTAL Moodle

Once you have made an initial connection to IFSTAL Moodle via your local VLE, you have 2 options:

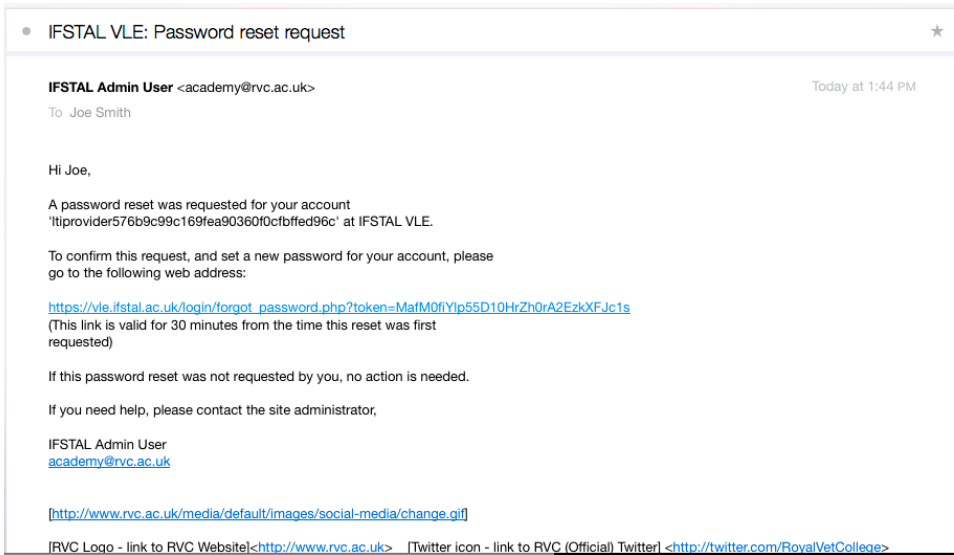
1. Continue using your local VLE for access (if you click your institutional logo at the bottom of the Moodle login page you will be returned to your VLE)



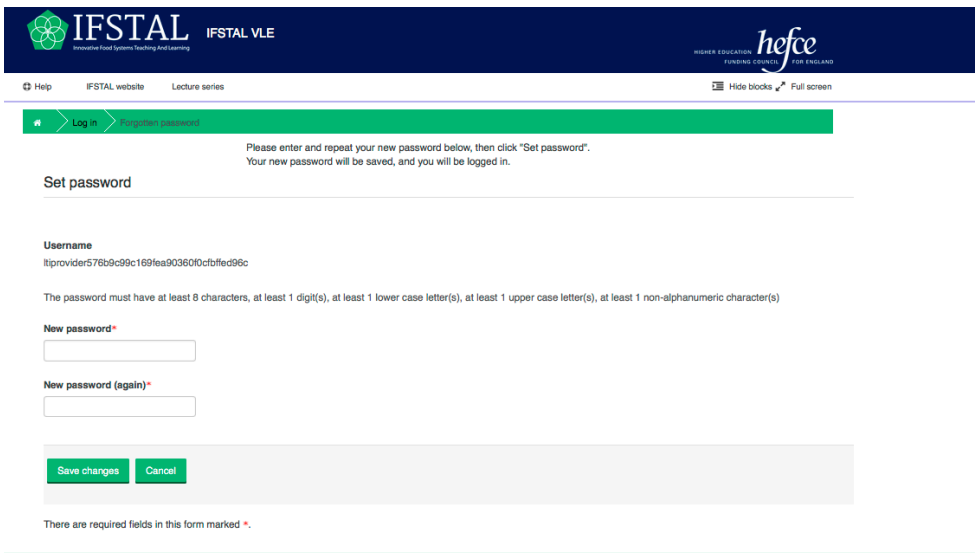
2. Generate a separate account for IFSTAL and then log in directly to IFSTAL Moodle. To do this:
 - a. Select **forgotten your username or password** (under the **login** button)
 - b. Provide your email address in **Search by email address** (this must be your institutional email address as provided to Moodle on your initial login) and click **Search**



3. Check your email for a message like this:



- Click the long link within 30 minutes of email receipt and set a password on the following screen as requested.
N.B. you can ignore the username – you will never need to use it.



- Save changes and you will be logged in to IFSTAL
- Next time you can log in to IFSTAL Moodle from the login screen (accessed by clicking **login** top right of <https://vle.ifstal.ac.uk/>) with your email and new password

Log in

Username / email

Password

Remember username

Forgotten your username or password?

Cookies must be enabled in your browser ⓘ

Some courses may allow guest access